

World Ploughing Organization

General Secretary Hans Spieker

Grolweg 2

NL- 6964 BL HALL

Netherlands

e-mail: hans.spieker@worldploughing.org

fax: +31 313 619735



Founded 1952

World Ploughing Organization



General Rules (for all competitors)

1. Official entries

a. Competitors

The World Ploughing Contests are open to all plough persons from all affiliated countries or regions of the World. From each country (or region as designated by the WPO) there may be entered by the acknowledged authority for the promotion of ploughing competitions on a nation-wide scale in each respective country or region not more than two competitors who must be recognized as having qualified in a nation-wide championship contest in accordance with their rules of qualification. There is no age limit. The acknowledged authority in each country or region must satisfy the WPO as to its qualifications and status.

b. Judges

Each affiliated country or region may nominate a Judge and a Reserve Judge who should be experienced, proficient and able to accompany the plough persons to act as their coach. Should the nominated Judge be unable to officiate then the reserve Judge shall be the Judge from that country. No Judge shall officiate on the plots of competitors from their own country. If any Judges are not appointed to the panel of judges, they will be appointed to other official duties for the Contest.

All judges are required to attend all pre-contest briefing meetings. Any nominated judge who fails to attend any briefing meeting will not be appointed to officiate in the contest.

c. Entries

The names of competitors and the make of tractors and ploughs to be used in the World Ploughing Contest should be sent to the WPO General Secretary on the Official entry form after each National qualifying competition and in any event not later than the stated closing date, stating which contest (Conventional or Reversible) each competitor wishes to enter.

d. Equipment

The names of the makes of tractor and plough to be used by each competitor must be stated on the entry form. No changing to any other make of tractor and plough is allowed after the entry has been made, except under special circumstances and with the permission of the WPO General Secretary.

e. Pledge

Competitors and Coaches will be accorded the hospitality of the host organisation of the World Ploughing Contest which may include a programme of functions, educational visits and sight seeing tours.

All participants are required to participate in the Official programme and must not leave without the permission of the WPO General Secretary and the host organisation.

2. Ploughs

a. Number of mould boards

The World Ploughing Contest will be limited to tractor 2- furrow or 3-furrow mould board ploughs until further notice. The ploughs shall be either Conventional or Reversible models fitted with coulters, skimmers and shares. Tailpieces are optional.

b. Tailpieces

WPO Ploughing Rules 2005 IN THE WORLD PLOUGHING CONTESTS FOR CONVENTIONAL AND REVERSIBLE PLOUGHS

General Rules (for all competitors).....	2
1. Official entries.....	2
2. Ploughs.....	2
3. Type of Land.....	3
4. Size of Plots.....	3
5. Time for ploughing.....	3
6. Furrow size.....	4
7. Infringements.....	4
8. Start and finish signals.....	5
9. Official ploughing practice.....	5
10. Parade of competitors.....	6
11. Supervision.....	6
12. Depth measurements.....	6
13. Final decision.....	7
Rules for conventional competitors.....	8
1. Sighting and setting out.....	8
2. Opening split.....	8
3. Method of ploughing.....	8
4. Final decision.....	9
Scoring system conventional ploughing.....	9
Rules for reversible competitors.....	10
1. Sighting and setting out.....	10
2. Opening furrow.....	10
3. Method of ploughing.....	10
4. Final decision.....	11
Scoring system reversible ploughing.....	12
Plot plan of reversible ploughing plots.....	12
Explanatory notes on the rules for ploughing.....	13
Opening split (conventional ploughing).....	13
Opening furrow (reversible ploughing).....	13
The Crown/Start (conventional ploughing).....	13
The Crown/Start (reversible ploughing).....	13
Weed control.....	13
Seed bed.....	13
The Finish (conventional ploughing).....	13
The Finish (reversible ploughing).....	13
Ins and outs.....	14
General Appearance.....	14
Sketch of approved tailpiece.....	14
Safety policy statement.....	15
Duties of Plot Stewards.....	15
Judging Conventional.....	17
Judging Reversible.....	18



The size of any tailpiece must not exceed 26 cm in length and 22 cm in width. The total distance from the end of the mould board to the end of the tailpiece, including brackets, must not exceed 32 cm. The concave or convex of the tailpiece must not be greater than a ratio of 1 cm to each 15 cm of width. See also the Sketch of approved tailpiece.

c. Skimmer tailpiece

Tailpieces may be used on skimmers and can be adjustable or fixed.

d. GPS and other devices

The use of Global Positioning Technology, laser beams or any other electronic or computerized measuring devices are not allowed.

e. Extraneous attachments

Extraneous attachments that manipulate the furrows or scratches are not allowed.

f. Markers

Markers and attachments on the tractor are not allowed.

3. Type of Land

Each competitor will be required to plough one plot of stubble land and one plot of grassland. The ploughing to take place on two successive days.

4. Size of Plots

a. Conventional ploughing

The plots will measure 100 metres long and 20 metres wide.

b. Reversible ploughing

The plots will measure 100 metres long, 24 metres wide at one end and 16 metres wide at the other end. See also the Plan of Reversible Ploughing Plots.

c. Other sizes

Should the size of plot have to be changed - all competitors will be notified.

5. Time for ploughing

a. Opening split/opening furrow

The time allowed to complete the opening split/opening furrow is 20 minutes.

b. Break

After the completion of the opening split/opening furrow, all ploughing will stop for a minimum of 60 minutes whilst the opening splits/opening furrows are being judged. Reversible competitors must make their scratch mark for the butts whilst the opening furrow is being judged.

c. Ploughing the plot

The time allowed for the completion of the ploughing of the whole plot is 2 hours and 40 minutes, making a total of 3 hours.

d. Extra time



Extra time may be requested in case of a mechanical breakdown or a situation beyond the control of the competitor or the World Ploughing Organisation, or when a competitor must wait for his neighbour before commencing the cast-off. In these circumstances, the competitor must contact his plot steward and through him receive the decision of the Head Stewards.

In the event of a mechanical breakdown, where a competitor must leave the ploughing field to do the repairs, a WPO Board Member shall accompany the competitor to ensure only the necessary repairs are carried out and not other changes to the plough.

The maximum time allowed for any repair, regardless of the severity of the breakdown, shall be one hour each day. However the actual amount of time allowed may be less and is at the discretion of the Head Stewards Team.

When a breakdown occurs before the competitor has commenced to cast off, the neighbouring competitor may be permitted by the Head Stewards to set stakes and commence casting off after a period of twenty minutes.

6. Furrow size

a. Minimum width

The minimum furrow width is 30 cm.

b. Minimum and maximum depth

The host organisation shall recommend a minimum and a maximum depth to the Governing Board at least two years prior to any World Ploughing Contest.

c. Depth range

The depth range shall be not less than 4 cm.

d. Depth changes

The depth or depth range will either be confirmed or altered by the Head Stewards after reviewing soil conditions and with full consultation with the host organisation.

7. Infringements

a. General

Any competitor committing any of the following infringements will be notified with a yellow card and may be penalized by the Head Stewards. Any subsequent infringement by the competitor will be penalized.

b. Infringements that incur penalties are:

- Shaping of furrows by hand or by hand held instrument or by treading or any other manipulation.
- Rolling the plot, opening scratches, the butts or ins and outs, with the tractor wheels except in the normal course of ploughing.
- Use of extraneous attachments that manipulate the furrows or scratches.
- Removing a plough body.
- Use of Global Positioning Technology, laser beams or any other electronic or computerized measuring devices.
- Removing shares, skimmers or coulter whilst ploughing.
- (Skimmers may be removed for the opening split and finish only and shares may be removed for the opening only.)
- Using more than three sighting poles.
- Incorrect positioning of sighting poles will be penalized.



- Receiving assistance by signal, radio contact, mobile phone or any other method.
- Unauthorized practice ploughing.
- Abuse of any Official before or during the World Ploughing Contest.
- Treading of furrows - Competitors must dismount from the tractor on to the unploughed land-side of the tractor when possible.

c. Penalty points

Penalties will be from 1 to 20 points for each infringement.

d. Repeated infringements

Repeated infringements of the rules and regulations could lead to disqualification by the Head Stewards.

e. Infringements that occur penalties are

- Overtime for opening - 1 point deducted for each minute or part minute.
- Overtime for the plot - 5 points deducted for each minute or part minute.
- Conventional Ploughing - 10 points deducted if the finish is laid the wrong way.
- Reversible Ploughing - 10 points deducted if there are an incorrect number of furrows in the finish.

Any other infringements of the rules will be assessed by the Head Stewards.

All penalties will be formally imposed by the Head Stewards in Committee at the end of each day of the Contest

8. Start and finish signals

When the Red, Yellow and Green light signaling system is used, the sequence of the lights will be:

RED..... STOP
 FLASHING YELLOW with RED..... GET READY (5 minutes)
 GREEN..... START OPENING (20 minutes)
 GREEN WITH FLASHING YELLOW. 5 MINUTES TO STOP (5 minutes)
 RED..... STOP (60 minutes)
 FLASHING YELLOW with RED..... GET READY (5 minutes)
 GREEN..... START PLOUGHING (2 hours and 40 minutes)
 GREEN WITH FLASHING YELLOW. 5 MINUTES TO STOP (5 minutes)
 RED..... STOP (End of contest)

9. Official ploughing practice

a. Provision of land

Competitors will be provided with land to practice on the days in the official programme designated for practice prior to the contest. Each competitor will be allocated practice land and no other practice will be allowed during the official programme.

b. Practice and national contest

Competitors from the host country will be allowed to plough in their own National competition if the competition is held on the official practice days.

c. Supervision



All practicing will be under the supervision of the Head Stewards and any competitor breaking the practice rules will be penalized.

10. Parade of competitors

All competitors will proceed to their respective plots in parade formation and return to the marshalling area in parade formation under the supervision of the appointed Parade Marshals.

11. Supervision

These rules will be strictly enforced and competitors must abide by them under the supervision of the Plot Stewards and Head Stewards.

12. Depth measurements

a. Specified depth

Conventional - The specified depth must be achieved by the sixth furrow and adhered to until the last six furrows.

Reversible - The specified depth must be achieved by the sixth furrow and adhered to until the last six furrows.

b. Number of measurements

Conventional - The depth will be measured nine times in three sets of three measurements on each competitors plot. The first set will be taken on or after the sixth furrow. The second set will be taken in the middle of the plot. The last set of three measurements must be taken before the last six furrows are ploughed.

Reversible - The depth will be measured twelve times in four sets of three measurements on each competitors plot. The first set will be taken on or after the sixth furrow. The second set will be taken on or after the sixth furrow ploughed against the neighbouring plot. The third set will be taken on or after the sixth furrow into the butts. The final set will be taken on or after the fourth furrow into the finish and before the last four furrows of the finish.

c. Where to measure

Measuring places will be selected at random in any furrow as specified and three measurements taken in the same furrow at a minimum of 15 metres apart. No measurement will be taken in the first 2 metres from the scratch mark.

d. Average

Depth is judged on the average of each set of measurements.

e. Notify competitor

Should the first set of measurements not be the required depth, then the measuring team will notify the competitor that the ploughing is not the required minimum or maximum depth.

f. Penalties



1 point will be deducted for each 0.50 cm or part thereof when the ploughing is up to 2.50 cm shallower than the minimum or deeper than the maximum depth required, for each set of measurements.

10 point will be deducted when the ploughing is more than 2.50 cm shallower than the minimum or deeper than the maximum depth required, for each set of measurements.

13. Final decision

Any question arising and not provided for in these rules will be decided by the Governing Board of the World Ploughing Organisation whose decision shall be final and binding.



Rules for conventional competitors

1. Sighting and setting out

a. Sighting poles

Three sighting poles only may be used. One pole may be sighted on the headland of the plot.

b. Other markers

The use of plot number markers, guide lines, foot-marks, stones or any guide other than the three sighting poles is not allowed.

c. Assistance

Competitors can have assistance to place and remove the sighting poles. No other assistance allowed during the contest.

d. Only official attributes

Only official sighting poles, supplied by the host organisation shall be used.

2. Opening split

a. Opening split

In conventional ploughing competitors must make an opening split at the setting out.

b. Scratches

The Scratches shall be turned out leaving no land in the centre of the opening that has not been moved.

c. Time

Time allowed for completion of opening split - 20 minutes.

d. Penalties

Failure to complete the opening split in permitted time will be penalized. Penalty will be 1 point per minute or part of a minute for the extra time taken.

3. Method of ploughing

a. Two furrow ploughs

After competing 4 rounds which shall constitute the crown, the competitor then commences to throw out to the plot with the next higher number. It is allowed to have 7 or 8 furrows showing on each side of the crown.

b. Three furrow ploughs

After completing 3 rounds which shall constitute the crown, the competitor then commences to throw out to the plot with the next higher number. It is allowed to have 8 or 9 furrows showing on each side of the crown.

c. Straightening furrows

The first and second runs next to the higher numbered plot will be allowed as straightening furrows and will not be judged if the neighbours ploughing is extremely



crooked or below the normal standard. However, all furrows in the first two runs must be fully turned with all grass and trash completely buried, otherwise these two runs will be considered faulty and judged accordingly. The neighbours ploughing must not be run on or damaged, except in extreme circumstances and only then with the approval of the Head Stewards.

d. Finish

The Finish comprises the last 12 furrows. (i.e. 6 furrows on the throw out side of the finish and 5 furrows and the sole furrow on the crown side).

e. Final furrow

The sole furrow (final furrow) must be turned towards the competitors crown.

f. Wheel marks

Only 1 tractor wheel-mark is allowed at the finish. Any other tractor wheel-mark on the plot is a fault and will be judged accordingly.

g. Idle runs

Idle runs to the opposite end are allowed but must be made on the headland and not across the plot.

4. Final decision

Any question arising and not provided for in these rules will be decided by the Governing Board of the World Ploughing Organisation whose decision shall be final and binding.

Scoring system conventional ploughing

1. Opening Split: Completeness of cutting through the sod throughout the whole length and width of the split. Uniformity and Neatness. 10 points
2. Crown: No stubble, grass or weed (trash). Furrow slices close. No tractor wheel marks. 10 points
3. Crown: Uniform furrow slices. No high ridge. Soil made available. 10 points
4. General work: (Weed control) No stubble, grass or weed (trash) Skimmers must be used. 10 points
5. General work: (Weed control) Furrow slices close and firm. No holes. No tractor wheel marks. 10 points
6. General work: (Seed bed) Soil made available for seed bed. 10 points
7. General work: (Seed bed) Uniformity and conformity of furrow slices. 10 points
8. Ins and outs: Neatness and regularity. No tractor wheel marks. 10 points
9. Finish: Neatness and weed control. 10 points
10. Finish: Closeness and uniformity of finishing furrow slices. Narrowness and shallowness. Only one tractor wheel-mark allowed. 10 points
11. Straightness: Measured four times: (i) Opening Furrow, (ii) Crown, (iii) General Work, (iv) Finish. 20 points
12. General appearance: All aspects and workmanship. Clearly defined and uniform furrow slices. No pairing of furrows. 10 points

All the points awarded for straightness will be added and divided by 2.
Total maximum 130 points per day.



Rules for reversible competitors

1. Sighting and setting out

a. Sighting poles

Three sighting poles only may be used. One pole may be sighted on the headland of the plot.

b. Other markers

The use of plot number markers, guide lines, foot-marks, stones or any guide other than the three sighting poles is not allowed.

c. Assistance

Competitors can have assistance to place and remove the sighting poles. No other assistance allowed during the contest.

d. Only official attributes

Only official sighting poles, supplied by the host organisation shall be used.

2. Opening furrow

a. Opening furrow

In reversible ploughing competitors must make a single opening furrow at the setting out.

b. Rear right body

The opening furrow is a single furrow ploughed from the start using the rear right-body.

c. Time

Time allowed for completion of opening furrow - 20 minutes.

d. Penalties

Failure to complete the opening split in permitted time will be penalized. Penalty will be 1 point per minute or part of a minute for the extra time taken.

3. Method of ploughing

a. Scratch mark for butts

This scratch mark must be made whilst the opening furrow is being judged. The scratch mark for the butts should be made parallel to the opening furrow to allow 19 or 20 furrows for two furrow ploughs or 20 or 21 furrows for three furrow ploughs from the opening furrow to the butts. Three sighting poles may be used for making the scratch mark. Assistance is allowed to place and remove the sighting poles. No handling or rolling of the scratch allowed. Either left or right hand bodies may be used for making the scratch mark.

b. Two furrow ploughs

Ploughing must commence using the left hand bodies and after completing eight furrows which shall constitute the Crown, the competitor then proceeds to plough against the neighbour with the next higher plot number.



c. Three furrow ploughs

Ploughing must commence using the left hand bodies and after completing nine furrows which shall constitute the Crown, the competitor then proceeds to plough against the neighbour with the next higher plot number.

d. Crown

On completion of the crown the competitor then ploughs all the land between the next competitors plot and his scratch mark, thus completing the butts.

e. Using all bodies

Competitors must use all plough bodies when ploughing the finishing furrows. It is allowed to use one plough body when ploughing the connecting furrow.

Two furrow ploughs

The finishing furrows shall be the remaining 19 or 20 furrows between the butts and the finishing furrow, including the connecting furrow. All competitors must make 10 runs to conclude the finishing furrows. The connection furrow may be ploughed showing one or two furrows but with all bodies in a working position. No further single furrows across the whole field are permitted.

Three furrow ploughs

The finishing furrows shall be the remaining 20 or 21 furrows between the butts and the finishing furrow, including the connecting furrow. All competitors must make 7 runs to conclude the finishing furrows. The connection furrow may be ploughed showing two or three furrows but with all bodies in a working position. No further single furrows (two bodies in work) across the whole field are permitted.

f. Attachments

Attachments are not allowed when ploughing the connecting furrow.

g. Finish

The competitor then starts at the scratch mark for the butts and ploughs to a finish at the cut of opening furrow. Sighting poles are not allowed when ploughing the connecting furrow at the scratch mark for the butts.

h. Final furrow

The final furrow should be cut close to the opening furrow. There should be no land left unploughed and no part of the first furrow of the start re-ploughed. The first furrow and the final furrow should be the same height.

i. Wheel marks

Only one tractor wheel-mark is allowed at the finish. Any other tractor wheel-mark on the plot is a fault and will be judged accordingly.

j. Alternate bodies

Alternate bodies must be used at all times when ploughing the plot.

k. Idle runs

Idle runs are not permitted. Penalty - 10 points per run.

4. Final decision

Any question arising and not provided for in these rules will be decided by the Governing Board of the World Ploughing Organisation whose decision shall be final and binding.

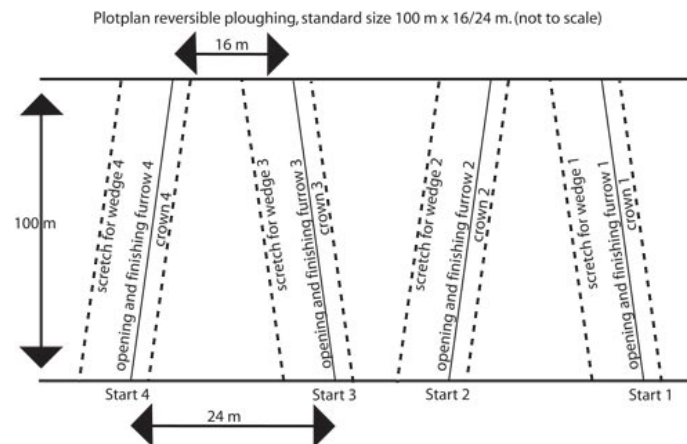


Scoring system reversible ploughing

1. Opening furrow: Completeness of cutting through the sod throughout the whole length and width of the opening furrow. Uniformity and neatness. 10 points
2. Crown: Cut through, uniformity and evenness - no wheel marks. 10 points
3. a. Connecting furrow at butts: Completeness of cut through, no dips or mounds. 10 points
3. b. Connecting furrow at butts: The connecting furrow should be visible the total length of plot, uniformity and evenness - no wheel marks. 10 points
4. General work: (Weed control) No stubble, grass weed or trash. Skimmers must be used. 10 points
5. General work: (Weed control) Furrow slices close and firm. No holes. No tractor wheel marks. 10 points
6. General work: (Seed bed) Soil made available for seed bed. 10 points
7. General work: (Seed bed) Uniformity and conformity of furrow slices. 10 points
8. Finish furrows: (The furrows from the butts to the final furrow) -weed control, uniformity and conformity of furrows. 10 points
9. Final furrows: (Last two furrows adjoining the crown) - should be of equal height as the crown, no unploughed or re-ploughed land - weed control, uniformity and conformity of furrows. 10 points
10. Ins and outs: Neatness and regularity and no wheel marks. 10 points
11. Straightness: Measured four times: (i) Opening Furrow, (ii) Crown, (iii) General Work, (iv) Finish. 20 points
12. General appearance: All aspects and workmanship. Clearly defined and uniform furrow slices. No pairing of furrows. 10 points

All the points awarded for straightness will be added and divided by 2. Total maximum 140 points per day.

Plot plan of reversible ploughing plots





Explanatory notes on the rules for ploughing

Opening split (conventional ploughing)

The depth of the scratches should be such that the furrow slices are cut completely free from the under-soil surface throughout the whole length of the opening split. Each scratch should be straight, neat and uniform in width and depth throughout its whole length. The scratches need not conform in size with each other.

Opening furrow (reversible ploughing)

The depth of the scratch should be such that the furrow slice is cut completely free from the under-soil surface throughout the whole length of the opening furrow. The scratch should be straight, neat and uniform in its' whole length.

The Crown/Start (conventional ploughing)

All land must be cut through. The furrow slices in the crown should lie close against each other without gaps or openings. All crown furrows must be uniform and level with the rest of the ploughing and present ample soil to produce a good seedbed. The furrows in the crown should conform with the rest of the ploughing.

The Crown/Start (reversible ploughing)

All land must be cut through. The first furrow of the crown should be turned into the opening and the cut edge at the furrow should be level with the cut edge of the opening. The furrows in the crown should conform with the rest of the ploughing.

Weed control

All stubble and grass must be completely buried beneath the furrows. The ploughing should be done in such a way that all roots are cut or torn off. Skimmers must be used.

Seed bed

Furrows should be properly turned so that sufficient soil is made available to produce a seed bed without pulling stubble or grass to the surface in future cultivations.

The Finish (conventional ploughing)

The finish must be straight and parallel to the crown. The last furrows should be turned towards the competitor's own crown/start. The finish should be no deeper than the rest of the ploughing and should be no wider than the normal furrow the plough leaves.

The Finish (reversible ploughing)

The final furrows adjoining the crown/start should be of equal height to the crown and there should be no un-ploughed or re-ploughed land.



Ins and outs

The front share must enter the ground at the headland scratch mark and the rear share must leave the ground at the headland scratch mark.

General Appearance

All furrows in the plot should be straight, clearly defined, uniform and well turned with good weed control. Faulty ploughing done by the neighbouring competitor should be corrected in the first and second runs adjoining the neighbours plot. The tractor must not be driven on the ploughed land.

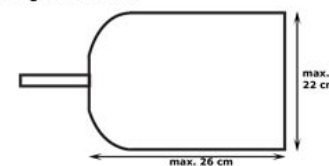
Briefing of Competitors

A special meeting will be held at which competitors will be given further explanations of the Rules and procedure for the conduct of the contest and at which competitor's questions will be answered. (The date and time of this meeting is stated in the Itinerary as also is the date and time for the ceremony of drawing for plot numbers.)


Sketch of approved tailpiece

Sketch of approved tailpiece

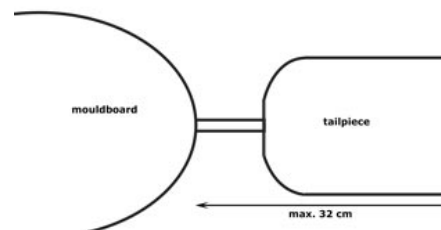
Minimum length and width



Ratio of concave or convex = max. 1 : 15



Minimum overall length from mouldboard





Safety policy statement

The prevention of all accidents, particularly those involving personal injury or damage to equipment and property is paramount.

In host countries where an official Safety Policy is operative, the WPO commits itself to the implementation and enforcement of the host country's policy statement.

Where no such declared safety policy exists, the Head Stewards will ensure that the following basic procedures are strictly enforced:

No passengers will be allowed to ride on tractors or ploughs.

Tractors should preferably be fitted with safety cabs or roll-over bars.

Eye-protection goggles and gloves must be worn when using cutting/sharpening/grinding machines.

Eye-protection shields and/or preferably welding booths should be used when electrical welding, to minimize the risk of glare to all.

Electrical equipment should be properly fitted and installed. Particular care should be taken to ensure that electrical extension cables are not run-over by tractors and other vehicles.

The sharp edges of spare upstanding disc coulters must be guarded. These should be taken to ensure that electrical extension cables are not run-over by tractors and other vehicles.

All ploughs must have a support when a competitor is working underneath.

Extra tractor wheels not mounted on the tractor must be laid flat down on headland.

The instructions of the Marshalling Yard Supervisor and Parade Directors MUST BE OBEYED!

TAKE PRECAUTIONS TO PREVENT ACCIDENTS!
THE SAFETY CODE MUST BE OBEYED.

ACCIDENTS DON'T HAPPEN!
THEY ARE ALWAYS CAUSED!

Duties of Plot Stewards

Plot stewards will be appointed from the host country and from any other countries. Plot Stewards will wear armbands, or other identification.

Relatives of competitors in any competition, and representatives of manufacturers and interested firms are not eligible for appointment as Plot Stewards.

Any person accepting appointment as a Plot Stewards must make herself/himself conversant with the rules of the World Ploughing Contest and also attend the Instructions of Stewards' Meeting which will be arranged by the Head Stewards.

Each Plot Steward will supervise 3 or, if necessary, 4 plots from his/her own headland. The principal duty is to ensure that competitors are given no assistance by other persons and that spectators and other persons are not allowed to interfere with competitors or trample their work.

Each Steward is required to continuously keep observation on the competitors under his/her supervision during the whole period of the Contest and no Plot Steward shall leave his/her allocated plots during the period of the Contest without first notifying the Head Steward.

Plot Stewards will ensure that competitors strictly observe the Rules and will report the details of any infringements to the Head Stewards with the minimum of delay. The Head



Stewards will consider the reported infringement and, if the infringement is substantiated, notify the competitor with a yellow card.

Absolutely no assistance is allowed to any competitor other than to set and remove sighting poles. This rule must be strictly enforced, and any competitor who is so helped must at once be reported to the Head Stewards.

No person is allowed to signal to a competitor by any means from the headland. This shall be considered as assistance and must be reported.

The Plot Stewards will protect competitors from being approached by Press people and others during the period of the Contest and will prevent all persons other than the judges from walking on the ploughed land.

The Plot Steward must also protect the competitor from "helpful" spectators offering any assistance.

Touring Loudspeaker Vans may be on duty and Plot Stewards should make use of the in appealing to spectators to keep off the plots, if necessary. Stewards must at all times do all they can to safeguard the interests of competitors to ensure them every fair chance.

Stewards must answer any queries which the competitor may have or obtain an answer from the Head Stewards and may, if permitted by the Head Stewards, assist only with the lifting of heavy equipment such as is normally required to be handled by more than one person.

Stewards must, however, during the period of the Contest, not assist with mounting and dismounting tractor twin wheels, but must make sure that no persons can be injured by tractor wheels parked on the headlands.

Assistance in the event of mechanical breakdown may be permitted by the Head Stewards. The Plot Steward will be responsible for recording the time lost by nay of the competitors under his/her supervision owing to mechanical breakdown, "force majeure", or having to wait on his/her neighbour and will report same without delay to the Head Stewards.

During the period of recorded lost time the competitor must not perform any operation, i.e. measuring plot, adjusting plough, etc.

Finishing time. The Contest is ended as soon as the final Red signal is given. All competitors must, however, finish their plots.

Removal of Tractors and Ploughs. Plot Stewards must make sure all competitors return to the Marshalling Yard with their tractors and ploughs as directed by the Parade Marsha TOP



Judging Conventional

	Tekst in rulebook		Tekst on judges sheets
1	Opening Split: Completeness of cutting through the sod throughout the whole length and width of the split. Uniformity and Neatness.	10 points	Opening Split: A double split. Such a depth that the furrow slices are cut completely free from under-soil surface throughout the whole length. Each furrow neat and uniform in width and depth throughout its whole length. Rippings need not conform in size to each other.
2	Crown: No stubble, grass or weed (trash). Furrow slices close. No tractor wheel marks.	10 points	Crown: All land must be cut through. The furrow slices in the crown should lie close against each other without gaps or openings. No stubble, grass or weed visible. No tractor wheel marks showing.
3	Crown: Uniform furrow slices. No high ridge. Soil made available.	10 points	Crown: All crown furrows must be uniform and level with the rest of the ploughing and present ample soil to produce a good seed bed. Crown furrows should conform to the rest of the ploughing. No high ridges.
4	General work: (Weed control) No stubble, grass or weed (trash) Skimmers must be used.	10 points	Weed control: All stubble, grass or trash must be completely buried beneath the furrows. Skimmers must be used. All roots should be cut or torn off.
5	General work: (Weed control) Furrow slices close and firm. No holes. No tractor wheel marks.	10 points	Weed control: Furrow slices should lie close and firm. "Firmness under foot." No holes. Proper use of skimmers. No tractor wheel marks showing.
6	General work: (Seed bed) Soil made available for seed bed.	10 points	Seed bed: Slices not on edge, but properly turned, so lots of soil is available for a good seed bed, without pulling pieces of green sod or stubble on to the surface in future cultivations.
7	General work: (Seed bed) Uniformity and conformity of furrow slices.	10 points	Seed bed: Uniformity and conformity of furrow slices. All plough bodies must produce equally deep and wide furrows constantly throughout the length and width of the plot.
8	Ins and outs: Neatness and regularity. No tractor wheel marks.	10 points	Ins and outs: Neatness and regularity. The front share must enter the ground at the headland scratch mark and the rear share must leave the ground at the headland scratch mark. Ins and outs must not be rolled. No tractor wheel marks showing.
9	Finish: Neatness and weed control.	10 points	Finish: (Last 3 rounds with a 2-furrow plough). No loose soil, weed, stubble or grass in the bottom of the finishing furrow. And no weed, stubble or grass visible in the last 3 rounds.
10	Finish: Closeness and uniformity of finishing furrow slices. Narrowness and shallowness. Only one tractor wheel-mark allowed.	10 points	Finish: The finish (furrow bottom) should be no deeper than the 'normal' furrow which the plough leaves. Narrow and shallow. No step. The finishing furrows should be close and in uniformity with the rest of the ploughing. Only one tractor wheel mark showing.
11	Straightness: Measured four times: (i) Opening Furrow, (ii) Crown, (iii) General Work, (iv) Finish.	20 points	Straightness in Split
			Straightness in Crown
			Straightness in General Work
			Straightness in Finish
12	General appearance: All aspects and workmanship. Clearly defined and uniform furrow slices. No pairing of furrows.	10 points	General appearance: the over-all impression. All aspects and workmanship. Clearly defined and uniform furrow slices. No pairing. No weed, stubble or grass visible. (This aspect cannot be judged, till the plot is completely finished.)



Judging Reversible

	Tekst in rulebook		Tekst on judges sheets
1	Opening furrow: Completeness of cutting through the sod throughout the whole length and width of the opening furrow. Uniformity and neatness.	10 points	Opening Split: A single furrow, ploughed from the starting point, using rear right hand body. Neat and uniform in width and depth throughout its whole length.
2	Crown: Cut through, uniformity and evenness - no wheel marks.	10 points	Start: (Crown / Throwback) 8 furrows (4 runs) for 2-furrow ploughs and 9 furrows (3 runs) for 3-furrow ploughs. Complete cutting through of the 'low' slice (opening furrow). All trash and vegetation completely buried. First slice same level as the rest. No tractor wheel marks showing.
3a.	Connecting furrow at butts: Completeness of cut through, no dips or mounds.	10 points	Connecting furrow at butts. Completeness of cutting through. No dips or mounds.
3b.	Connecting furrow at butts: The connecting furrow should be visible the total length of plot, uniformity and evenness - no wheel marks.	10 points	Connecting furrow at butts. The connecting furrow should be visible over the total length of the plot. Uniformity and evenness. No tractor wheel marks showing.
4	General work: (Weed control) No stubble, grass weed or trash. Skimmers must be used.	10 points	Weed control: All stubble, grass or trash must be completely buried beneath the furrows. Skimmers must be used. All roots should be cut or torn off.
5	General work: (Weed control) Furrow slices close and firm. No holes. No tractor wheel marks.	10 points	Weed control: Furrow slices should lie close and firm. "Firmness under foot." No holes. Proper use of skimmers. No tractor wheel marks showing.
6	General work: (Seed bed) Soil made available for seed bed.	10 points	Seed bed: Slices not on edge, but properly turned, so lots of soil is available for a good seed bed, without pulling pieces of green sod or stubble on to the surface in future cultivations.
7	General work: (Seed bed) Uniformity and conformity of furrow slices.	10 points	Seed bed: Uniformity and conformity of furrow slices. All plough bodies must produce equally deep and wide furrows constantly throughout the length and width of the plot.
8	Finish furrows: (The furrows from the butts to the final furrow) -weed control, uniformity and conformity of furrows.	10 points	Finish furrows: (The furrows from the butts to the final furrow) -weed control, uniformity and conformity of furrows.
9	Final furrows: (Last two furrows adjoining the crown) - should be of equal height as the crown, no unploughed or re-ploughed land - weed control, uniformity and conformity of furrows.	10 points	Final furrows: (Last two furrows adjoining the crown) - should be of equal height as the crown, no unploughed or re-ploughed land - weed control, uniformity and conformity of furrows. Only one tractor wheel mark showing.
10	Ins and outs: Neatness and regularity and no wheel marks.	10 points	Ins and outs: Neatness and regularity. The front share must enter the ground at the headland scratch mark and the rear share must leave the ground at the headland scratch mark. Ins and outs must not be rolled. No tractor wheel marks showing.
11	Straightness: Measured four times: (i) Opening Furrow, (ii) Crown, (iii) General Work, (iv) Finish.	20 points	Straightness in Opening Furrow
			Straightness in Crown / Throwback
			Straightness in General Work
			Straightness in Finish / Final furrow
12	General appearance: All aspects and workmanship. Clearly defined and uniform furrow slices. No pairing of furrows.	10 points	General appearance: the over-all impression. All aspects and workmanship. Clearly defined and uniform furrow slices. No pairing. No weed, stubble or grass visible. (This aspect cannot be judged, till the plot is completely finished.)